

# BACKPLANE



- 8, 16, 24 or 32 channel setup
- Easy wiring via multi-cable
- Customer-specific connectors and layout
- Ex and standard modules on one backplane
- Redundant power supply connection



**Application:**

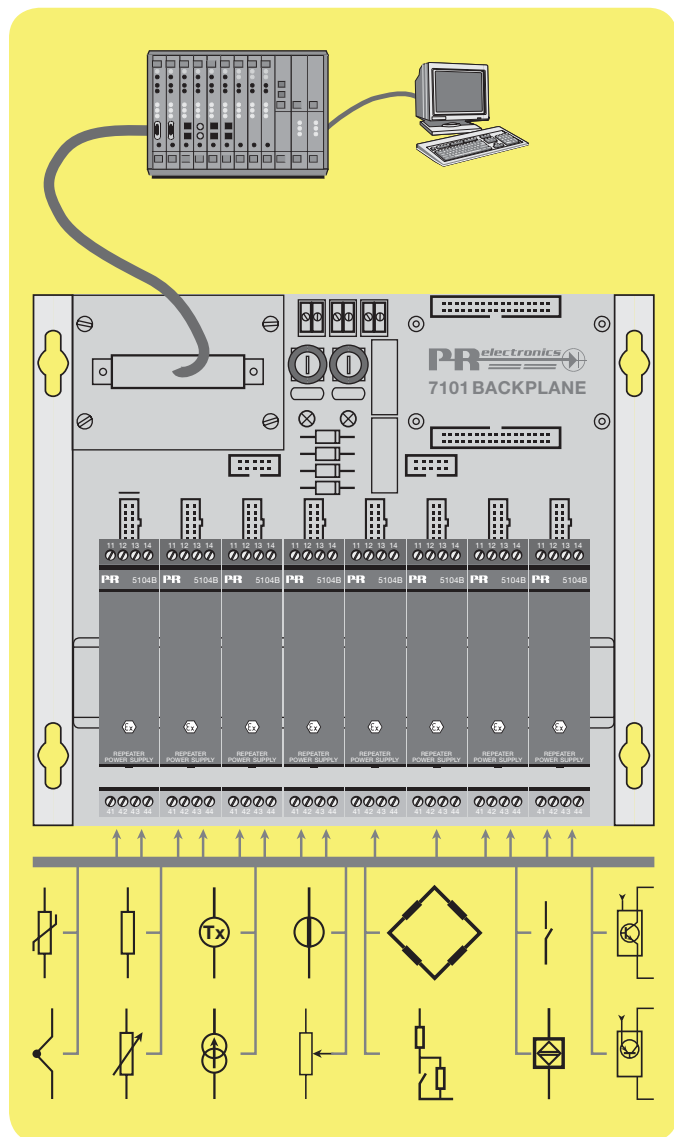
- Signal distribution with PR system 5000 modules in a 2-32 channel setup.
- Backplane with modules mounted and wired according to customer specifications.
- A plug & play solution which reduces wiring and installation costs.
- Ex installations and standard installations.
- Handles active and passive signals independently of the SCADA system.

**Technical characteristics:**

- The flexible layout makes for free choice of output connectors and allows left-hand or right-hand mounting of the connector.
- The redundant power supply connection ensures optimum safety and transmits a relay signal at supply interruption.
- With PRewire 7101 the supply to each individual module can be interrupted via a fail-safe controller.
- Mounting of a division plate makes it possible to install Ex and standard modules on the same backplane.

**Mounting / installation:**

- Vertical or horizontal mounting in electrical switchboards.

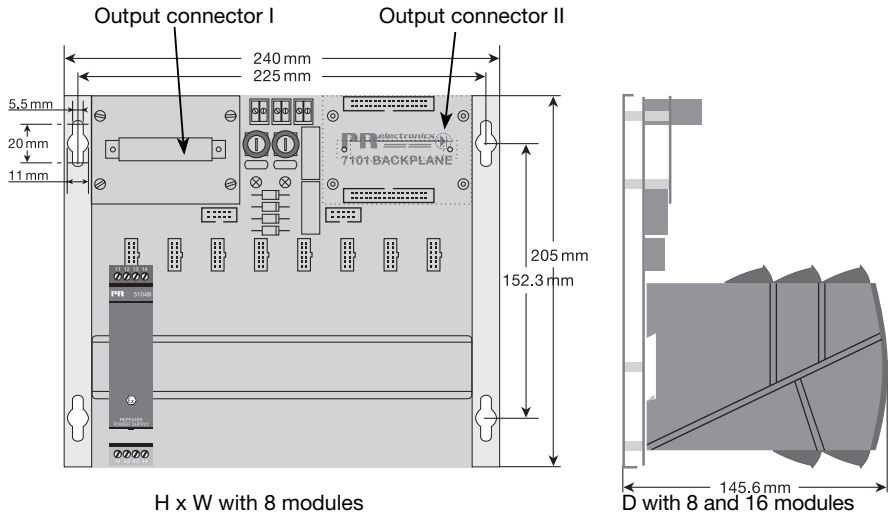


Order: 7101

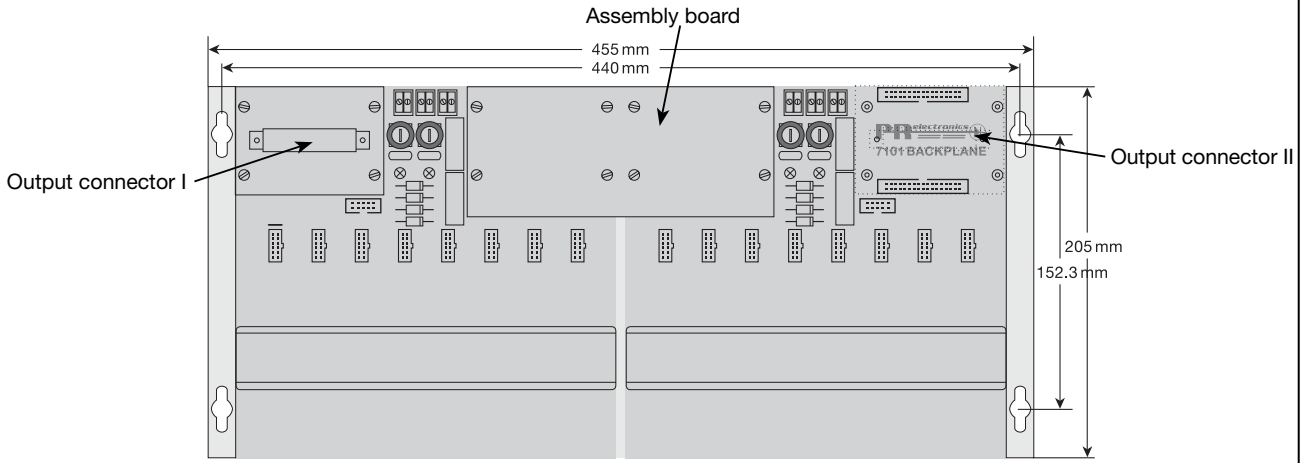
Type	Modules	Output connector I	Output connector II
7101	8 : A	Specify : 0	Specify : 0
	16 : B	7202: 56-p. Elco connector : 1	7202: 56-p. Elco connector : 1
		7203: 37-p. SUB D connector : 2	7203: 37-p. SUB D connector : 2
		7204: 2x16-p. terminal block : 3	7204: 2x16-p. terminal block : 3
		7206: 50-p. SUB D connector : 4	7206: 50-p. SUB D connector : 4
		7207: 34-p. 3M flat cable : 5	7207: 34-p. 3M flat cable : 5
		7208: 25-p. SUB D connector : 6	7208: 25-p. SUB D connector : 6
		None : 9	None : 9

NB: Accessory for 16 module backplane: 2x2x16-pole terminal block type 7205 mounted on assembly board.  
Please remember to order Ex division plate type 7301 for backplanes featuring both Ex and non Ex modules.

**Mechanical specifications:**



H x W with 8 modules



H x W with 16 modules

**Electrical specifications:**

**Specifications range:**  
-20 to +60°C

**Common specifications:**

- Supply voltage..... 20.4...27.6 VDC
- Internal consumption, without modules ≤ 2 W (7101A)
- Internal consumption, without modules ≤ 4 W (7101B)
- Fuse..... 2 A SB / 250 VAC
- Isolation voltage, test / operation..... 500 VAC / 50 VAC
- Dimensions with modules (HxWxD) ... 205 x 240 x 145.6 mm
- Dimensions with modules (HxWxD).... 205 x 455 x 145.6 mm
- Weight 7101A (without modules)..... 1200 g
- Weight 7101B (without modules) ..... 2400 g

**Relay outputs:**

- Max. voltage..... 50 VRMS
- Max. current ..... 1 A / AC
- Max. AC power..... 50 VA
- Max. current at 24 VDC ..... 1 A

**Observed authority requirements: Standard:**  
EMC 2004/108/EC ..... EN 61326-1